

UNCERTAINTY

CHAPTER 13

Outline

- ◇ Uncertainty
- ◇ Probability
- ◇ Syntax and Semantics
- ◇ Inference
- ◇ Independence and Bayes' Rule

Uncertainty

Let action A_t = leave for airport t minutes before flight
Will A_t get me there on time?

Problems:

- 1) partial observability (road state, other drivers' plans, etc.)
- 2) noisy sensors (KCBS traffic reports)
- 3) uncertainty in action outcomes (flat tire, etc.)
- 4) immense complexity of modelling and predicting traffic

Hence a purely logical approach either

1) risks falsehood: " A_{25} will get me there on time"

or 2) leads to conclusions that are too weak for decision making:

" A_{25} will get me there on time if there's no accident on the bridge
and it doesn't rain and my tires remain intact etc etc."

(A_{1440} might reasonably be said to get me there on time
but I'd have to stay overnight in the airport . . .)

Methods for handling uncertainty

Default or nonmonotonic logic:

Assume my car does not have a flat tire

Assume A_{25} works unless contradicted by evidence

Issues: What assumptions are reasonable? How to handle contradiction?

Rules with fudge factors:

$A_{25} \mapsto_{0.3} \text{AtAirportOnTime}$

$\text{Sprinkler} \mapsto_{0.99} \text{WetGrass}$

$\text{WetGrass} \mapsto_{0.7} \text{Rain}$

Issues: Problems with combination, e.g., *Sprinkler* causes *Rain*?

Probability

Given the available evidence,

A_{25} will get me there on time with probability 0.04

Mahaviracarya (9th C.), Cardano (1565) theory of gambling

(Fuzzy logic handles **degree of truth** NOT uncertainty e.g., *WetGrass* is true to degree 0.2)

Probability

Probabilistic assertions **summarize** effects of
laziness: failure to enumerate exceptions, qualifications, etc.
ignorance: lack of relevant facts, initial conditions, etc.

Subjective or Bayesian probability:

Probabilities relate propositions to one's own state of knowledge
e.g., $P(A_{25} | \text{no reported accidents}) = 0.06$

These are **not** claims of a "probabilistic tendency" in the current situation
(but might be learned from past experience of similar situations)

Probabilities of propositions change with new evidence:

e.g., $P(A_{25} | \text{no reported accidents, 5 a.m.}) = 0.15$

(Analogous to logical entailment status $KB \models \alpha$, not truth.)

Making decisions under uncertainty

Suppose I believe the following:

$$P(A_{25} \text{ gets me there on time} | \dots) = 0.04$$

$$P(A_{90} \text{ gets me there on time} | \dots) = 0.70$$

$$P(A_{120} \text{ gets me there on time} | \dots) = 0.95$$

$$P(A_{140} \text{ gets me there on time} | \dots) = 0.9999$$

Which action to choose?

Depends on my **preferences** for missing flight vs. airport cuisine, etc.

Utility theory is used to represent and infer preferences

Decision theory = utility theory + probability theory

Probability basics

Begin with a set Ω —the sample space
e.g., 6 possible rolls of a die.

$\omega \in \Omega$ is a sample point/possible world/atomic event

A probability space or probability model is a sample space
with an assignment $P(\omega)$ for every $\omega \in \Omega$ s.t.

$$0 \leq P(\omega) \leq 1$$
$$\sum_{\omega} P(\omega) = 1$$

e.g., $P(1) = P(2) = P(3) = P(4) = P(5) = P(6) = 1/6$.

An event A is any subset of Ω

$$P(A) = \sum_{\{\omega \in A\}} P(\omega)$$

E.g., $P(\text{die roll} < 4) = P(1) + P(2) + P(3) = 1/6 + 1/6 + 1/6 = 1/2$

Random variables

A **random variable** is a function from sample points to some range, e.g., the reals or Booleans

e.g., $Odd(1) = true$.

P induces a probability distribution for any r.v. X :

$$P(X = x_i) = \sum_{\{\omega: X(\omega) = x_i\}} P(\omega)$$

e.g., $P(Odd = true) = P(1) + P(3) + P(5) = 1/6 + 1/6 + 1/6 = 1/2$

Propositions

Think of a proposition as the event (set of sample points) where the proposition is true

Given Boolean random variables A and B :

event a = set of sample points where $A(\omega) = true$

event $\neg a$ = set of sample points where $A(\omega) = false$

event $a \wedge b$ = points where $A(\omega) = true$ and $B(\omega) = true$

Often in AI applications, the sample points are **defined**

by the values of a set of random variables, i.e., the

sample space is the Cartesian product of the ranges of the variables

With Boolean variables, sample point = propositional logic model
 e.g., $A = true$, $B = false$, or $a \wedge \neg b$.

Proposition = disjunction of atomic events in which it is true

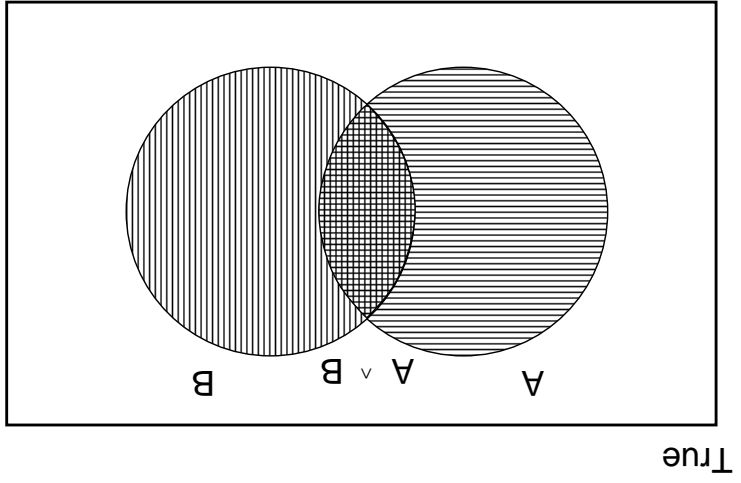
e.g., $(a \vee b) \equiv (\neg a \wedge b) \vee (a \wedge \neg b) \vee (a \wedge b)$

$\Leftrightarrow P(a \vee b) = P(\neg a \wedge b) + P(a \wedge \neg b) + P(a \wedge b)$

Why use probability?

The definitions imply that certain logically related events must have related probabilities

E.g., $P(a \vee b) = P(a) + P(b) - P(a \wedge b)$



de Finetti (1931): an agent who bets according to probabilities that violate these axioms can be forced to bet so as to lose money regardless of outcome.

Syntax for propositions

Propositional or Boolean random variables

e.g., *Cavity* (do I have a cavity?)

Cavity = true is a proposition, also written *cavity*

Discrete random variables (finite or infinite)

e.g., *Weather* is one of $\langle \textit{sunny}, \textit{rain}, \textit{cloudy}, \textit{snow} \rangle$

Weather = rain is a proposition

Values must be exhaustive and mutually exclusive

Continuous random variables (bounded or unbounded)

e.g., *Temp = 21.6*; also allow, e.g., *Temp > 22.0*.

Arbitrary Boolean combinations of basic propositions

Prior probability

Prior or unconditional probabilities of propositions
 e.g., $P(\text{Cavity} = \text{true}) = 0.1$ and $P(\text{Weather} = \text{sunny}) = 0.72$
 correspond to belief prior to arrival of any (new) evidence

Probability distribution gives values for all possible assignments:
 $P(\text{Weather}) = \langle 0.72, 0.1, 0.08, 0.1 \rangle$ (normalized, i.e., sums to 1)

Joint probability distribution for a set of r.v.s gives the

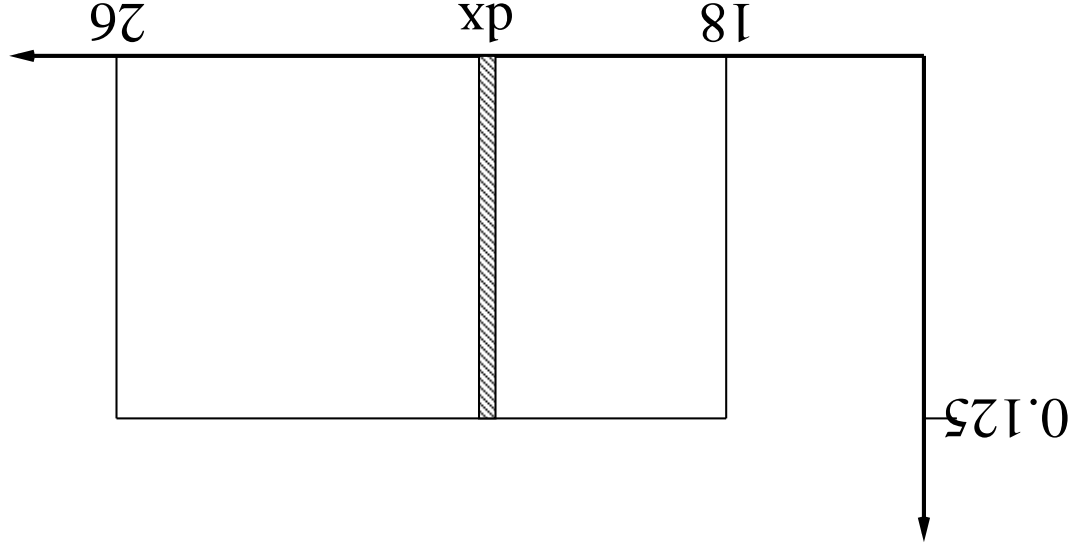
probability of every atomic event on those r.v.s (i.e., every sample point)
 $P(\text{Weather}, \text{Cavity}) =$ a 4×2 matrix of values:

<i>Weather =</i>	<i>Cavity = true</i>	<i>Cavity = false</i>
<i>sunny</i>	0.144	0.576
<i>rain</i>	0.02	0.08
<i>cloudy</i>	0.016	0.064
<i>snow</i>	0.02	0.08

Every question about a domain can be answered by the joint distribution because every event is a sum of sample points

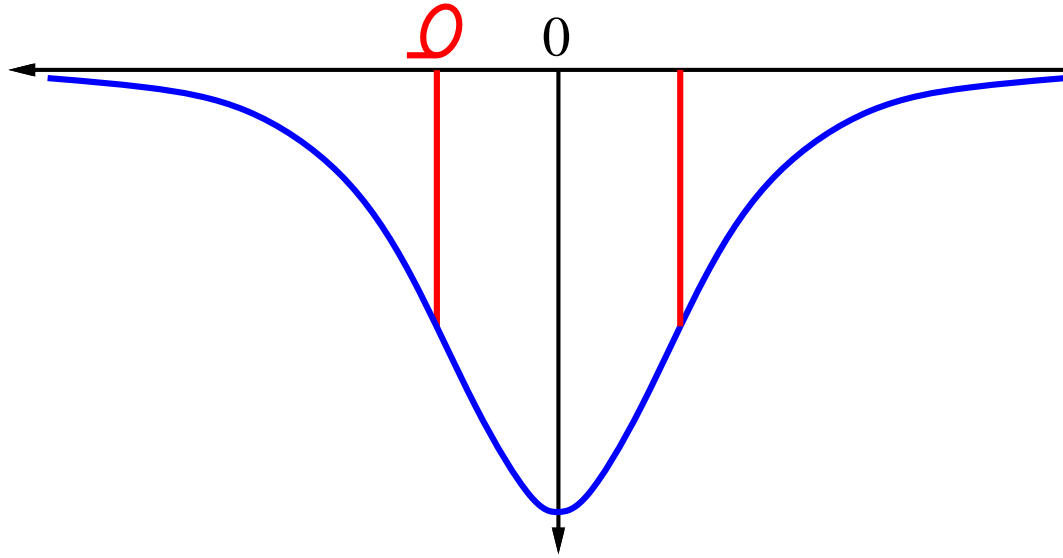
Probability for continuous variables

Express distribution as a parameterized function of value:
 $P(X = x) = U[18, 26](x) = \text{uniform density between } 18 \text{ and } 26$



Here P is a density; integrates to 1.
 $P(X = 20.5) = 0.125$ really means

$$\lim_{dx \rightarrow 0} P(20.5 \leq X \leq 20.5 + dx) / dx = 0.125$$



$$P(x) = \frac{1}{\sqrt{2\pi\sigma}} e^{-\frac{(x-\mu)^2}{2\sigma^2}}$$

Gaussian density

Conditional probability

Conditional or posterior probabilities

e.g., $P(\text{cavity}|\text{toothache}) = 0.8$

i.e., **given that toothache is all I know**

NOT "if *toothache* then 80% chance of *cavity*"

(Notation for conditional distributions:

$P(\text{Cavity}|\text{Toothache}) = 2\text{-element vector of } 2\text{-element vectors}$)

If we know more, e.g., *cavity* is also given, then we have

$P(\text{cavity}|\text{toothache}, \text{cavity}) = 1$

Note: the less specific belief **remains valid** after more evidence arrives,

but is not always **useful**

New evidence may be irrelevant, allowing simplification, e.g.,

$P(\text{cavity}|\text{toothache}, \text{49ersWin}) = P(\text{cavity}|\text{toothache}) = 0.8$

This kind of inference, sanctioned by domain knowledge, is crucial

Conditional probability

Definition of conditional probability:

$$P(a|b) = \frac{P(a \wedge b)}{P(b)} \text{ if } P(b) \neq 0$$

Product rule gives an alternative formulation:

$$P(a \wedge b) = P(a|b)P(b) = P(b|a)P(a)$$

A general version holds for whole distributions, e.g.,

$$P(\text{Weather}, \text{Cavity}) = P(\text{Weather}|\text{Cavity})P(\text{Cavity})$$

(View as a 4×2 set of equations, **not** matrix mult.)

Chain rule is derived by successive application of product rule:

$$\begin{aligned} P(X_1, \dots, X_n) &= P(X_1, \dots, X_{n-1}) P(X_n | X_1, \dots, X_{n-1}) \\ &= P(X_1, \dots, X_{n-2}, \dots, X_{n-1}, \dots, X_{n-2}) P(X_{n-1} | X_1, \dots, X_{n-2}, \dots, X_{n-1}, \dots, X_{n-1}) \\ &\dots \\ &= \prod_{i=1}^n P(X_i | X_1, \dots, X_{i-1}) \end{aligned}$$

Inference by enumeration

Start with the joint distribution:

		<i>toothache</i>		<i>¬ toothache</i>	
		<i>catch</i>	<i>¬ catch</i>	<i>catch</i>	<i>¬ catch</i>
<i>cavity</i>	.108	.012	.072	.008	.016
<i>¬ cavity</i>	.064	.144	.576	.008	.016

For any proposition ϕ , sum the atomic events where it is true:
 $P(\phi) = \sum_{\omega: \omega \models \phi} P(\omega)$

Inference by enumeration

Start with the joint distribution:

	<i>toothache</i>	<i>¬toothache</i>		
	<i>catch</i>	<i>¬catch</i>	<i>catch</i>	<i>¬catch</i>
<i>cavity</i>	.108	.012	.072	.008
<i>¬cavity</i>	.016	.064	.144	.576

For any proposition ϕ , sum the atomic events where it is true:
 $P(\phi) = \sum_{\omega:\omega\models\phi} P(\omega)$

$$P(\text{toothache}) = 0.108 + 0.012 + 0.016 + 0.064 = 0.2$$

$$P(\text{cavity} \vee \text{toothache}) = 0.108 + 0.012 + 0.072 + 0.008 + 0.016 + 0.064 = 0.28$$

$$P(\phi) = \sum_{\omega: \omega \models \phi} P(\omega)$$

For any proposition ϕ , sum the atomic events where it is true:

	<i>toothache</i>	\neg <i>toothache</i>		
	<i>catch</i>	\neg <i>catch</i>	<i>catch</i>	\neg <i>catch</i>
<i>cavity</i>	.108	.012	.072	.008
\neg <i>cavity</i>	.016	.064	.144	.576

Start with the joint distribution:

Inference by enumeration

Inference by enumeration

Start with the joint distribution:

	<i>toothache</i>	<i>¬toothache</i>		
	<i>catch</i>	<i>¬catch</i>	<i>catch</i>	<i>¬catch</i>
<i>cavity</i>	.108	.012	.072	.008
<i>¬cavity</i>	.016	.064	.144	.576

Can also compute conditional probabilities:

$$\begin{aligned}
 P(\neg\text{cavity}|\text{toothache}) &= \frac{P(\neg\text{cavity} \wedge \text{toothache})}{P(\text{toothache})} \\
 &= \frac{0.016 + 0.064}{0.016 + 0.012 + 0.016 + 0.064} = 0.4
 \end{aligned}$$

General idea: compute distribution on query variable by fixing evidence variables and summing over hidden variables

$$\begin{aligned}
 P(\text{Cavity}|\text{toothache}) &= \alpha [P(\text{Cavity}, \text{toothache}, \text{catch}) + P(\text{Cavity}, \text{toothache}, \neg \text{catch})] \\
 &= \alpha [0.108, 0.016] + [0.012, 0.064] \\
 &= \alpha \langle 0.12, 0.08 \rangle = \langle 0.6, 0.4 \rangle
 \end{aligned}$$

Denominator can be viewed as a normalization constant α

		<i>toothache</i>		
		<i>catch</i>	\neg <i>catch</i>	<i>catch</i>
<i>cavity</i>	.108	.012		.008
\neg <i>cavity</i>	.016	.064		.576
				.144

Normalization

Inference by enumeration, contd.

Let \mathbf{X} be all the variables. Typically, we want

the posterior joint distribution of the query variables \mathbf{Y}
given specific values \mathbf{e} for the evidence variables \mathbf{E}

Let the hidden variables be $\mathbf{H} = \mathbf{X} - \mathbf{Y} - \mathbf{E}$

Then the required summation of joint entries is done by **summing out** the
hidden variables:

$$P(\mathbf{Y}|\mathbf{E}=\mathbf{e}) = \alpha P(\mathbf{Y}, \mathbf{E}=\mathbf{e}) = \alpha \sum_{\mathbf{h}} P(\mathbf{Y}, \mathbf{E}=\mathbf{e}, \mathbf{H}=\mathbf{h})$$

The terms in the summation are joint entries because \mathbf{Y} , \mathbf{E} , and \mathbf{H} together
exhaust the set of random variables

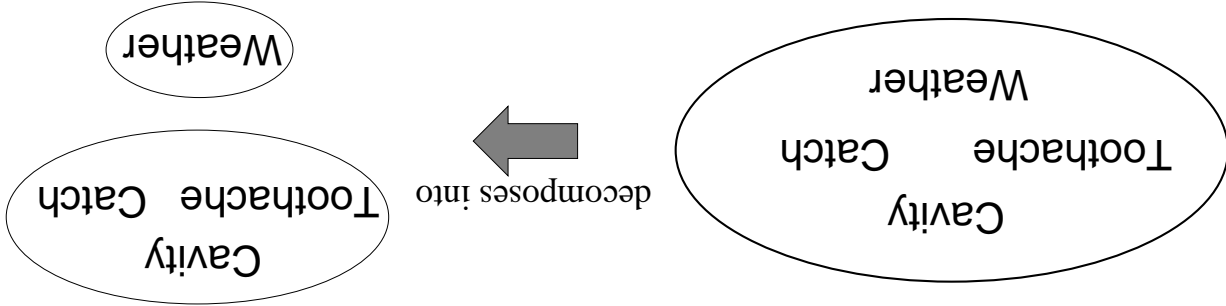
Obvious problems:

- 1) Worst-case time complexity $O(d^n)$ where d is the largest arity
- 2) Space complexity $O(d^n)$ to store the joint distribution
- 3) How to find the numbers for $O(d^n)$ entries???

Independence

A and B are independent iff

$$P(A|B) = P(A) \quad \text{or} \quad P(B|A) = P(B) \quad \text{or} \quad P(A, B) = P(A)P(B)$$



$$P(\textit{Toothache}, \textit{Catch}, \textit{Cavity}, \textit{Weather}) = P(\textit{Toothache}, \textit{Catch}, \textit{Cavity})P(\textit{Weather})$$

32 entries reduced to 12; for n independent biased coins, $2^n \rightarrow n$

Absolute independence powerful but rare

Dentistry is a large field with hundreds of variables, none of which are independent. What to do?

Conditional independence

$P(\text{Toothache}, \text{Cavity}, \text{Catch})$ has $2^3 - 1 = 7$ independent entries

If I have a cavity, the probability that the probe catches in it doesn't depend on whether I have a toothache:

$$(1) P(\text{catch}|\text{toothache}, \text{cavity}) = P(\text{catch}|\text{cavity})$$

The same independence holds if I haven't got a cavity:

$$(2) P(\text{catch}|\text{toothache}, \neg \text{cavity}) = P(\text{catch}|\neg \text{cavity})$$

Catch is conditionally independent of Toothache given Cavity :
 $P(\text{Catch}|\text{Toothache}, \text{Cavity}) = P(\text{Catch}|\text{Cavity})$

Equivalent statements:

$$P(\text{Toothache}|\text{Catch}, \text{Cavity}) = P(\text{Toothache}|\text{Cavity})$$

$$P(\text{Toothache}, \text{Catch}|\text{Cavity}) = P(\text{Toothache}|\text{Cavity})P(\text{Catch}|\text{Cavity})$$

Conditional independence contd.

Write out full joint distribution using chain rule:

$$\begin{aligned}
 & P(\text{Toothache}, \text{Catch}, \text{Cavity}) \\
 &= P(\text{Toothache} | \text{Catch}, \text{Cavity}) P(\text{Catch}, \text{Cavity}) \\
 &= P(\text{Toothache} | \text{Catch}, \text{Cavity}) P(\text{Catch} | \text{Cavity}) P(\text{Cavity}) \\
 &= P(\text{Toothache} | \text{Cavity}) P(\text{Catch} | \text{Cavity}) P(\text{Cavity})
 \end{aligned}$$

i.e., $2 + 2 + 1 = 5$ independent numbers (equations 1 and 2 remove 2)

In most cases, the use of conditional independence reduces the size of the representation of the joint distribution from exponential in n to linear in n .

Conditional independence is our most basic and robust form of knowledge about uncertain environments.

Bayes' Rule

Product rule $P(a \wedge b) = P(a|b)P(b) = P(b|a)P(a)$

$$\Leftrightarrow \text{Bayes' rule } P(a|b) = \frac{P(b|a)P(a)}{P(b)}$$

or in distribution form

$$P(Y|X) = \frac{P(X|Y)P(Y)}{P(X)} = \alpha P(X|Y)P(Y)$$

Useful for assessing diagnostic probability from causal probability:

$$P(\text{Cause}|\text{Effect})P(\text{Cause}) = \frac{P(\text{Effect}|\text{Cause})P(\text{Cause})}{P(\text{Effect})}$$

E.g., let M be meningitis, S be stiff neck:

$$P(m|s) = \frac{P(s|m)P(m)}{P(s)} = \frac{0.8 \times 0.0001}{0.1} = 0.0008$$

Note: posterior probability of meningitis still very small!

Bayes' Rule and conditional independence

$$\begin{aligned}
 P(\text{Cavity} | \text{toothache} \wedge \text{catch}) \\
 &= \alpha P(\text{toothache} \wedge \text{catch} | \text{Cavity}) P(\text{Cavity}) \\
 &= \alpha P(\text{toothache} | \text{Cavity}) P(\text{catch} | \text{Cavity}) P(\text{Cavity})
 \end{aligned}$$

This is an example of a naive Bayes model:

$$P(\text{Cause}, \text{Effect}_1, \dots, \text{Effect}_n) = P(\text{Cause}) \prod_i P(\text{Effect}_i | \text{Cause})$$



Total number of parameters is **linear** in n

$P_{ij} = true$ iff $[i, j]$ contains a pit
 $B_{ij} = true$ iff $[i, j]$ is breezy
 Include only $B_{1,1}, B_{1,2}, B_{2,1}$ in the probability model

		B	OK
$1,1$	$2,1$	$3,1$	$4,1$
B	OK		
$1,2$	$2,2$	$3,2$	$4,2$
$1,3$	$2,3$	$3,3$	$4,3$
$1,4$	$2,4$	$3,4$	$4,4$

Wumpus World

Specifying the probability model

The full joint distribution is $\mathbf{P}(P_{1,1}, \dots, P_{4,4}, B_{1,1}, B_{1,2}, B_{2,1})$

Apply product rule: $\mathbf{P}(B_{1,1}, B_{1,2}, B_{2,1} | P_{1,1}, \dots, P_{4,4}) \mathbf{P}(P_{1,1}, \dots, P_{4,4})$

(Do it this way to get $P(\text{Effect} | \text{Cause})$.)

First term: 1 if pits are adjacent to breezes, 0 otherwise

Second term: pits are placed randomly, probability 0.2 per square:

$$\mathbf{P}(P_{1,1}, \dots, P_{4,4}) = \prod_{i,j=1,1}^{4,4} \mathbf{P}(P_{i,j}) = 0.2^n \times 0.8^{16-n}$$

for n pits.

Observations and query

We know the following facts:

$$b = \neg b_{1,1} \vee b_{1,2} \vee b_{2,1}$$

$$known = \neg p_{1,1} \vee \neg p_{1,2} \vee \neg p_{2,1}$$

Query is $\mathbf{P}(P_{1,3} | known, b)$

Define $Unknown = P_{ij}$ s other than $P_{1,3}$ and $Known$

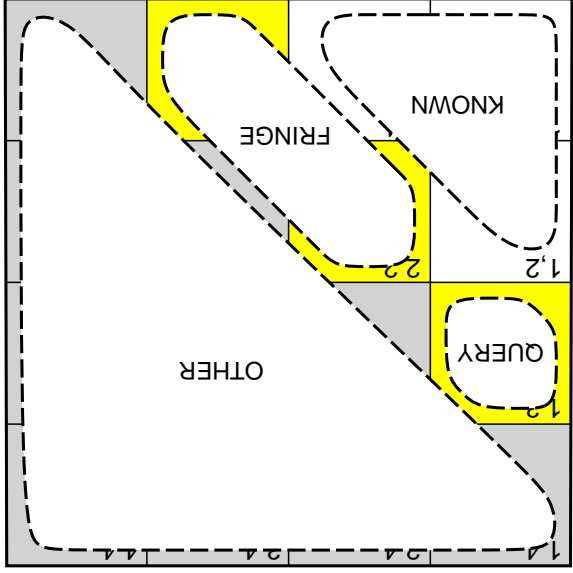
For inference by enumeration, we have

$$\mathbf{P}(P_{1,3} | known, b) = \alpha \sum_{Unknown} \mathbf{P}(P_{1,3}, unknown, known, b)$$

Grows exponentially with number of squares!

Basic insight: observations are conditionally independent of other hidden squares given neighbouring hidden squares

Using conditional independence



Define $Unknown = Fringe \cup Other$

$$P(b|P_{1,3}, Known, Unknown) = P(b|P_{1,3}, Known, Fringe)$$

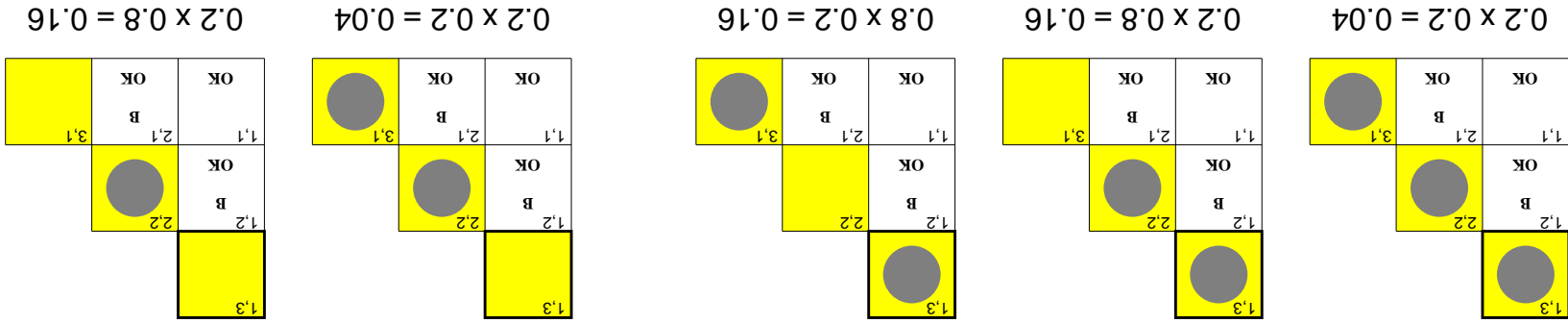
Manipulate query into a form where we can use this!

Using conditional independence contd.

$$\begin{aligned}
 \mathbf{P}(P_{1,3} | \text{known}, b) &= \alpha \sum_{\text{unknown}} \mathbf{P}(P_{1,3}, \text{unknown}, \text{known}, b) \\
 &= \alpha \sum_{\text{unknown}} \mathbf{P}(b | P_{1,3}, \text{known}, \text{unknown}) \mathbf{P}(P_{1,3}, \text{known}, \text{unknown}) \\
 &= \alpha \sum_{\text{fringe other}} \sum_{\text{fringe other}} \mathbf{P}(b | \text{known}, P_{1,3}, \text{fringe}, \text{other}) \mathbf{P}(P_{1,3}, \text{known}, \text{fringe}, \text{other}) \\
 &= \alpha \sum_{\text{fringe}} \mathbf{P}(b | \text{known}, P_{1,3}, \text{fringe}) \sum_{\text{other}} \mathbf{P}(P_{1,3}, \text{known}, \text{fringe}, \text{other}) \\
 &= \alpha \sum_{\text{fringe}} \mathbf{P}(b | \text{known}, P_{1,3}, \text{fringe}) \sum_{\text{other}} \mathbf{P}(P_{1,3}) \mathbf{P}(\text{known}) \mathbf{P}(\text{fringe}) \mathbf{P}(\text{other}) \\
 &= \alpha \mathbf{P}(\text{known}) \mathbf{P}(P_{1,3}) \sum_{\text{fringe}} \mathbf{P}(b | \text{known}, P_{1,3}, \text{fringe}) \sum_{\text{other}} \mathbf{P}(\text{fringe}) \mathbf{P}(\text{other}) \\
 &= \alpha' \mathbf{P}(P_{1,3}) \sum_{\text{fringe}} \mathbf{P}(b | \text{known}, P_{1,3}, \text{fringe}) \mathbf{P}(\text{fringe})
 \end{aligned}$$

$$P(P_{1,3}|known, b) = \alpha' \langle 0.2(0.04 + 0.16 + 0.16) + 0.8(0.04 + 0.16) \rangle \approx \langle 0.31, 0.69 \rangle$$

$$P(P_{2,2}|known, b) \approx \langle 0.86, 0.14 \rangle$$



Using conditional independence contd.

Probability is a rigorous formalism for uncertain knowledge
Joint probability distribution specifies probability of every atomic event
Queries can be answered by summing over atomic events
For nontrivial domains, we must find a way to reduce the joint size
Independence and conditional independence provide the tools

Summary